

A teacher's guide to school self-evaluation



Llywodraeth Cymru
Welsh Government

www.cymru.gov.uk

Foundation Phase pack

B. All Wales Core Data Sets contextual pack

Further information

Enquiries about this pack should be directed to:
School Information and Improvement Branch
Welsh Government
Cathays Park
Cardiff
CF10 3NQ
Tel: 029 2082 6014
e-mail: IMS@wales.gsi.gov.uk

Additional copies

This document can be accessed from the Welsh Government's website at learning.wales.gov.uk

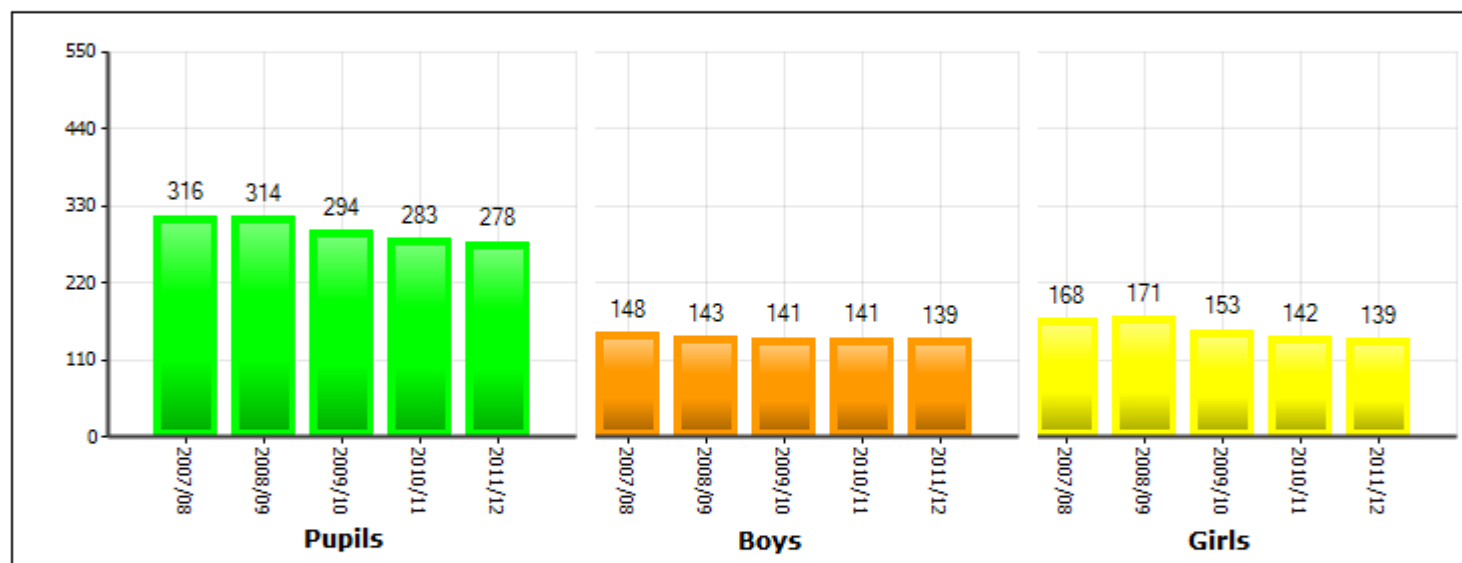
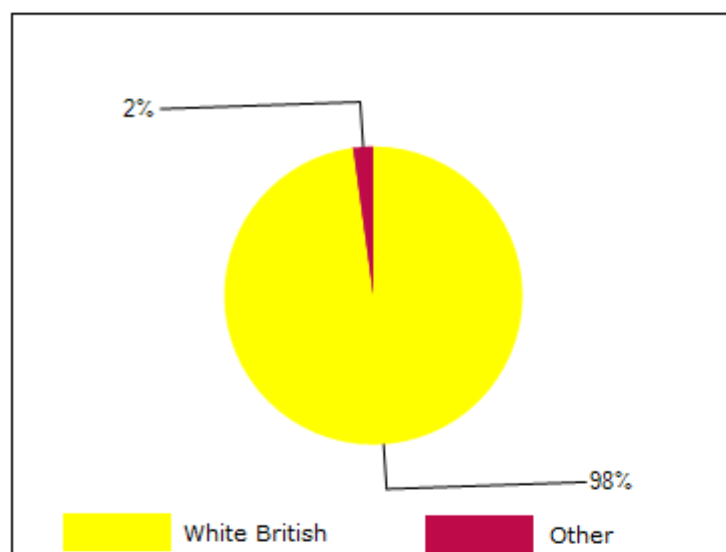


Welcome to the FP Contextual Performance Dashboard

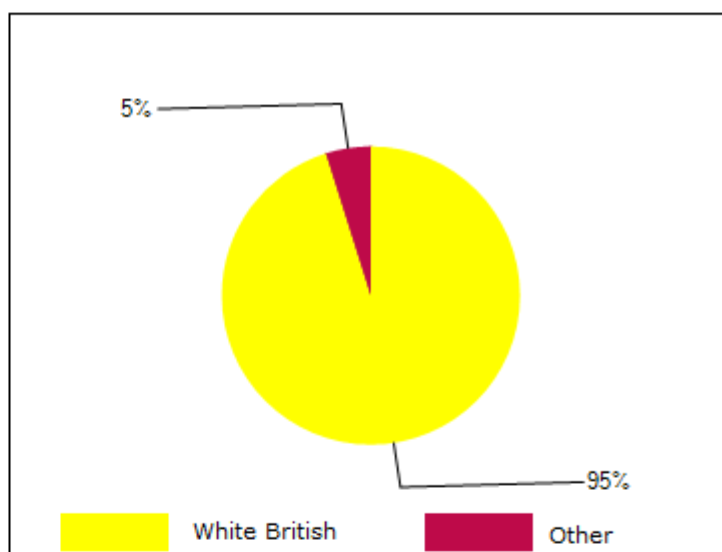
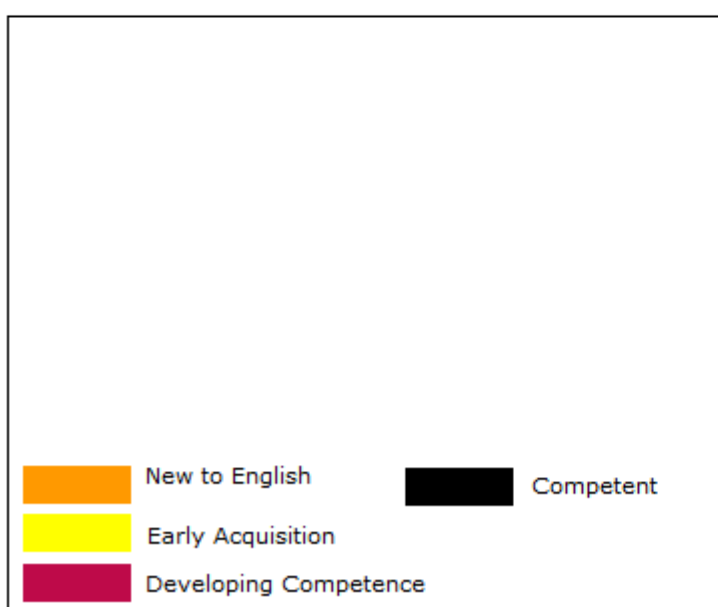
FP Contextual Table of Contents

Click on the page number to go directly to the page

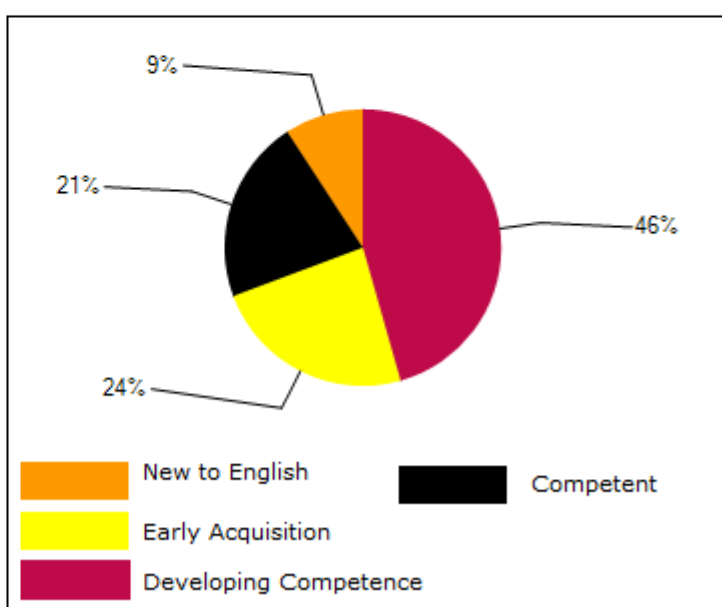
1.1a	Number of pupils of statutory school age by gender & year	Page 2
1.1b	Share of pupils by ethnic background, 2012 School	Page 2
	Share of pupils by ethnic background, 2012 Local authority	Page 2
1.1c	Share of EAL pupils by language acquisition level 2012 (N.B. see your PLASC return for no. of EAL pupils): School	Page 2
	Share of EAL pupils by language acquisition level 2012: Local authority	Page 2
1.2a	% of pupils subject to SEN provision by year	Page 3
1.2b	% of pupils of statutory school age entitled to free school meals - 3-year average	Page 3
1.3a	Cohort sizes by gender & year – FP (pupils in year group 2)	Page 4
1.3b	% of pupils achieving FP Outcome 5 or above in each Area of Learning at FP	Page 4

1.1a Number of pupils of statutory school age by gender and year**1.1b** Share of pupils by ethnic background, 2012 School

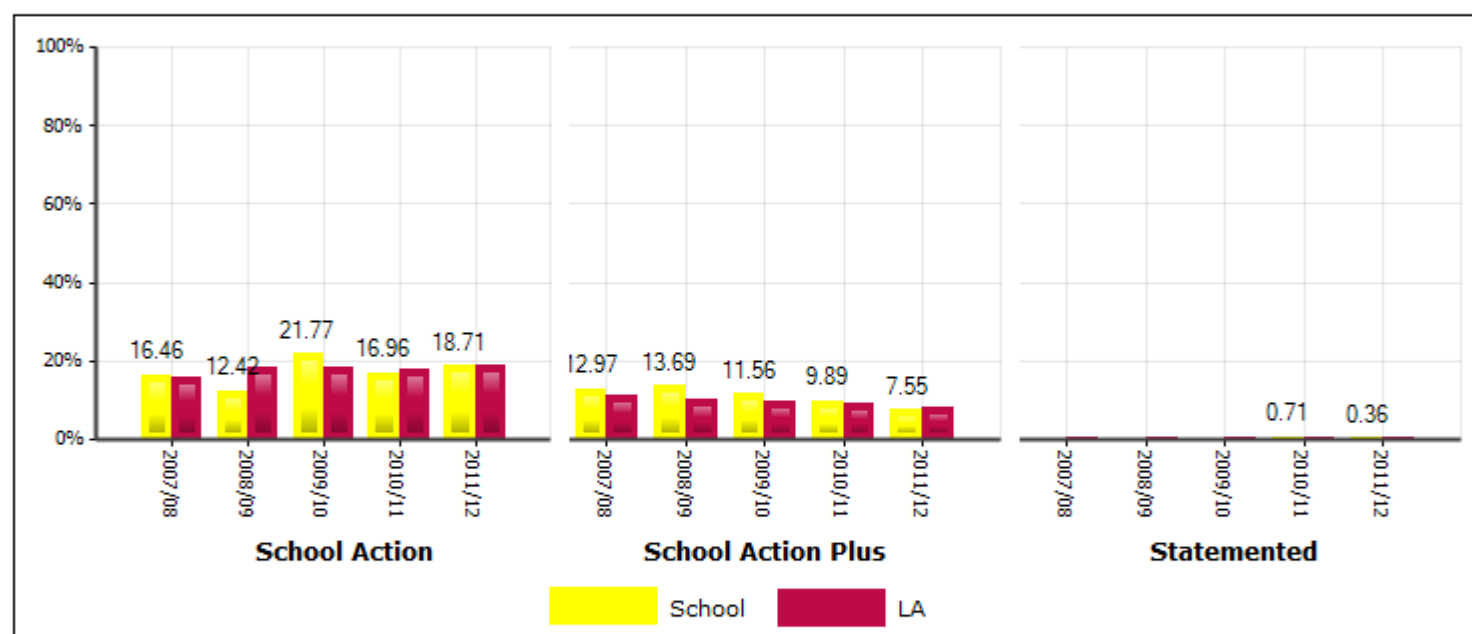
Share of pupils by ethnic background, 2012 Local authority

**1.1c** Share of EAL pupils by language acquisition level 2012 (n.b. see your PLASC return for no. of EAL pupils): School

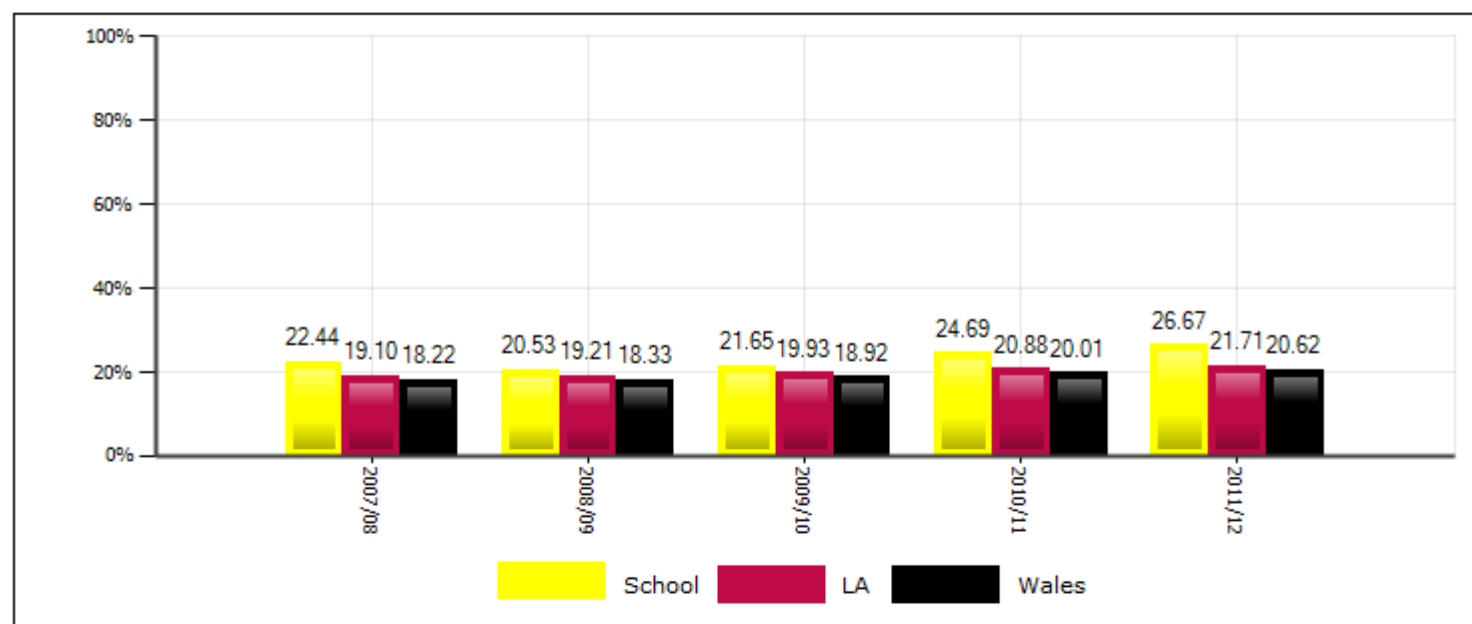
Share of EAL pupils by language acquisition level 2012: Local authority



1.2a % of pupils subject to SEN provision by year



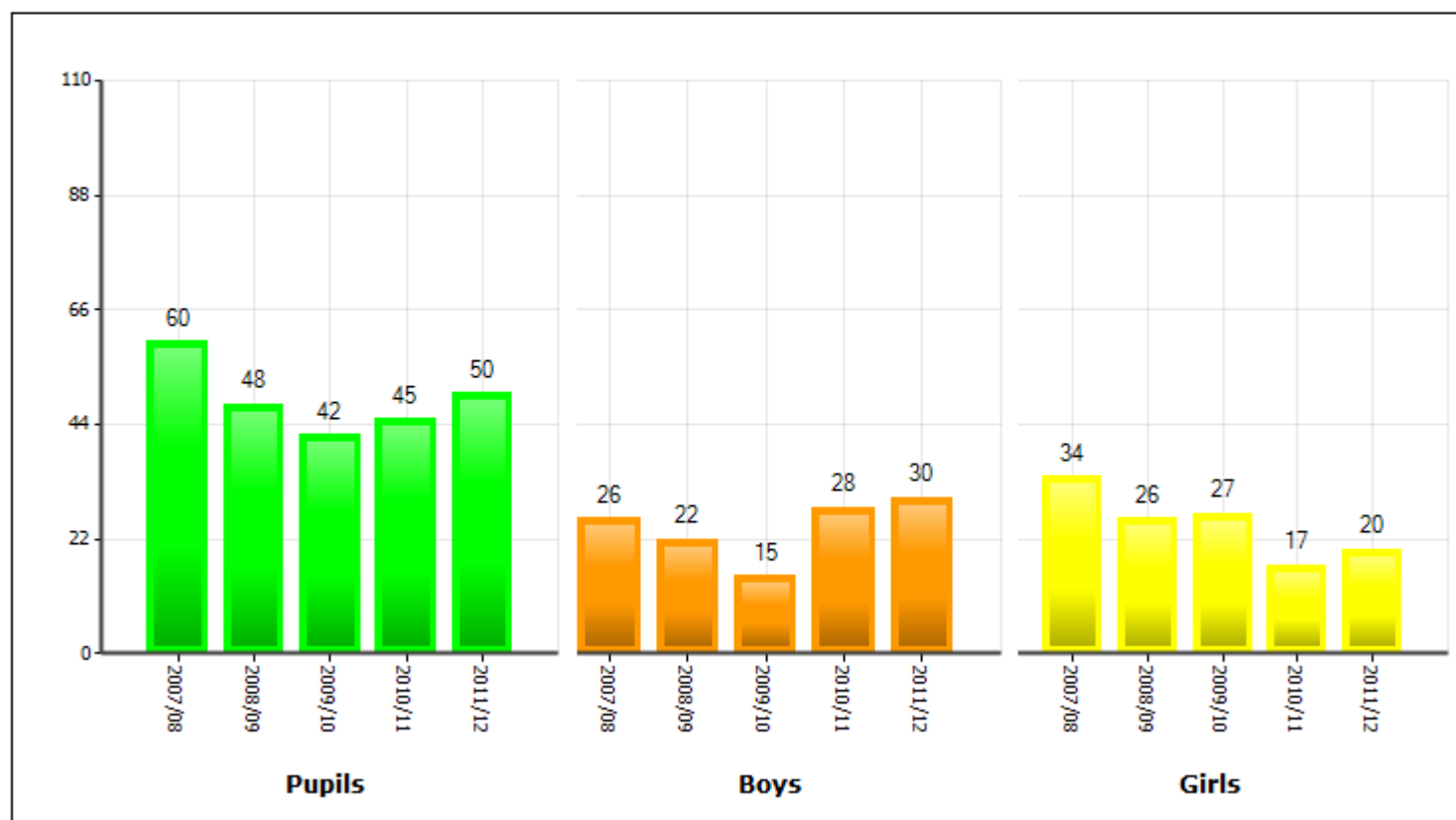
1.2b % of pupils of statutory school age entitled to free school meals - 3-year average



FSM benchmarking group - pupils of statutory school age eligible for FSM

Title	2007/08	2008/09	2009/10	2010/11	2011/12
1) Up to and including 8%					
2) Over 8% and up to and including 16%					
3) Over 16% and up to and including 24%	22.44	20.53	21.65		
4) Over 24% and up to and including 32%				24.69	26.67
5) Over 32%					

Source: January Pupil Level Annual Schools' Census (PLASC)

1.3a Cohort sizes by gender & year – FP (pupils in year group 2)**1.3b** % of pupils achieving FP Outcome 5 or above in each Area of Learning at FP

	School	LA	Wales
Title	2011/12	2011/12	2011/12
Foundation Phase Indicator	82.00	81.78	80.47
Language, Literacy and Communication Skills in English	88.00	83.23	83.44
Language, Literacy and Communication Skills in Welsh		87.33	85.93
Mathematical Development	88.00	88.97	88.64
Personal and Social Development, Well-Being and Cultural Diversity	98.00	91.40	90.84

Source: National Curriculum Assessments Database